



INOCULATED CARRIER SPORE WIRES For Monitoring Vaporized Hydrogen Peroxide (VH₂O₂) Processes

True Indicating Code: WTH-06

Product Description

Inoculated Carrier Spore Wires for monitoring VH₂O₂ processes consist of:

- An inoculated carrier, 38mm x 1.5mm Wire of *Geobacillus stearothermophilus* Cell Line 7953
- Primary packaging is in bulk; 100 Wires per re-sealable pouch

Indications for Use

The Spore Wires are designed to be placed directly into a device and utilized to monitor VH₂O₂ processes efficacy. Spore Wires may be used in equipment and process validations or for routine monitoring. The Spore Wires are labeled for laboratory/industrial use only.

Physical Properties

Process	VH ₂ O ₂
Wire Dimensions	38mm x 1.5 mm
Packaging	100 / Pack

Monitoring Frequency

For greatest control of sterilized goods it is recommended that a minimum of ten (10) Spore Wires be included with every load.

Instructions for Use

Place Spore Wires (a minimum of 10 per exposure is recommended) inside representative materials to be sterilized. Package or wrap product as usual, if applicable.

Locate the test packages or Spore Wires in areas most difficult to sterilize, as outlined in your specific sterilization validation protocol (usually four corners front, four corners rear, center-center and center-top) or according to standard operating procedure. Run the cycle.

After sterilization or exposure, remove Spore Wire or product from sterilizer

Aseptically transfer the Spore Wire to 5-15 mL of Soybean Casein Digest Broth (SCDB). Conversely, modified growth medium, True Indicating Product Code PGM-100, may be utilized in place of the SCDB.



Spore Wires may be held at room temperature up to 48 hours post-exposure prior to transfer without any impact to the performance. If the processed Spore Wires are not transferred to growth medium within 48 hours of exposure, the cycle should be repeated.





Technical Data Sheet

Transfer one Spore Wire which has not been exposed in a sterilization process as a Positive Control.

Incubation: At least one unused tube of culture medium from the same lot should be incubated with the test series as a Negative Control. Incubate the cultured Spore Wires, the Positive Control and the Negative Control at 55°C to 65°C as outlined in the following table:

Sterilization Process	Media Type	Min. Incubation Time
VH ₂ O ₂	SCDB	7 Days
	PGM-100	24 Hours

Monitoring: Examine the Spore Wires daily during incubation. Record observations.

Interpretation:

Where SCDB (standard or unmodified) was utilized: Tubes which demonstrate turbidity with a cream-colored sediment are considered positive for growth of *Geobacillus stearothermophilus*. Tubes which remain clear and without sediment are considered negative for growth.

Where modified media, True Indicating Product Code PGM-100, was utilized: Tubes which transition in color from Purple to Yellow and/or demonstrate turbidity are considered positive for growth. Tubes which remain Purple in color and do not demonstrate turbidity are considered negative for growth.

For unexpected positives, it is recommended that a Gram Stain be performed. Gram positive rods are indicative for the indicator organism.

Positive Control: Tube(s) should demonstrate turbidity with a cream-colored sediment. If the Positive Control does not result in growth, the exposure is considered invalid. Check the conditions during incubation and verify the capability of the medium to support growth.

Negative Control: Tube(s) of media should remain clear. If the Negative Control results in growth, there is a potential for false positives.

Compliance

ISO 11138-1 Sterilization of health care products - Biological indicators - Part 1: General requirements

True Indicating has a validated method for Total Viable Spore Count. Please inquire for the Technical Bulletin for recommended methodology.



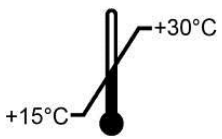







Technical Data Sheet

Performance Characteristics

Population	$\geq 1.0 \times 10^6$ per Wire
Purity	No evidence of contamination present in sufficient numbers to adversely affect the finished product.
VH ₂ O ₂ Resistance	<i>D</i> value at 55°C ± 5°C, 2.3 ± 0.4 mg/L ≥1.0 minute
Post Market Criteria	Population: 50% to 300% of certified population <i>D</i> value: ± 20% of the certified <i>D</i> value

Storage and Shelf Life

	15°C to 30°C		Keep away from sunlight
	20% to 80% relative humidity		Keep Dry
Shelf Life	24 months from the date of manufacture		Protect from heat and radioactive sources
	Short excursions outside the range of temperature and relative humidity recommended will not impact the performance of the Spore Wires. Do not use damaged Spore Wires. Do not use after the expiration date. The Spore Wires contain live cultures and should be handled with care.		

Disposal

Autoclave for not less than 30 minutes at 121°C or per other validated disposal cycle prior to discard.